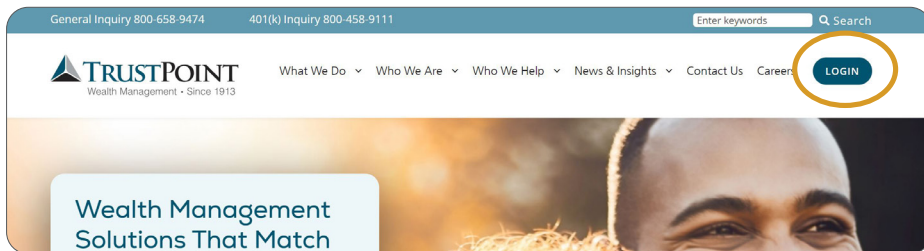


# PLAN LEVEL STATEMENTS ONLINE ACCESS

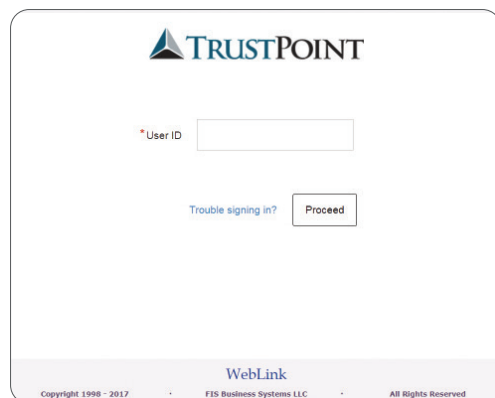


## How to Access Your Plan Statements Electronically

1. Access Trust Point's website at [www.trustpointinc.com](http://www.trustpointinc.com) and click the "Login" button in the upper righthand corner.

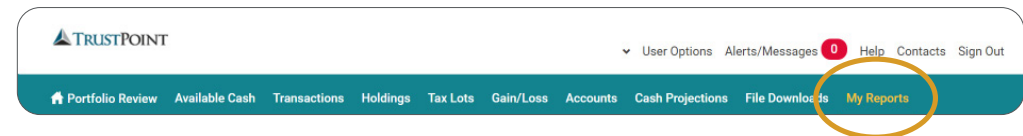


2. Scroll down to find the "Corporate Plan Sponsors/Employers" section and select the "Plan Level Statements" button. You will then be directed to the WebLink portal.

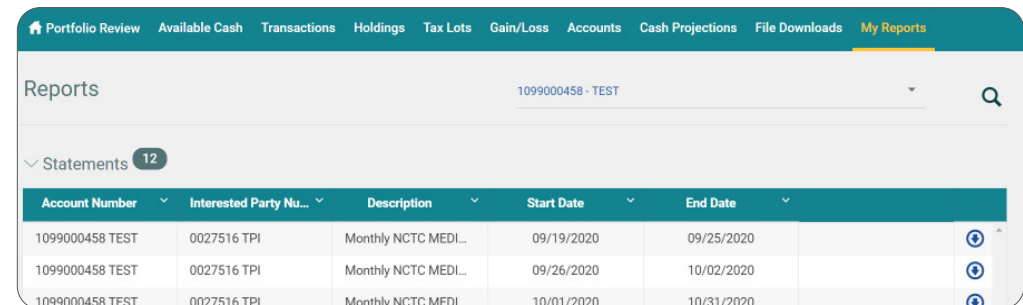


3. Login to your account using your User ID and Password. Answer security questions if prompted.

4. Select "My Reports" under the main menu



5. The statements available for your account will be accessible to view by clicking the download button.



6. Statements can be saved electronically in PDF format or printed.

